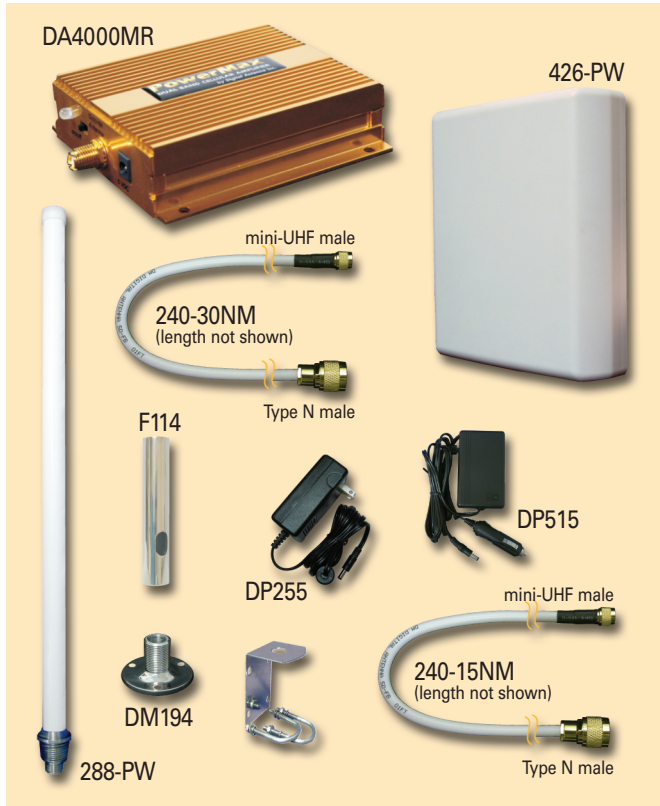


# PowerMax™ WIRELESS CELL BOOSTER



## 50dB GAIN DUAL BAND 3 WATT WIRELESS REPEATER

HOMES | OFFICES | RVs | BOATS with cabins



Get more bars with Digital Antenna's PowerMax™ 4KMR-30M wireless cell booster with directional inside antenna. This new 50dB gain wireless cellular repeater system boosts the signal strength of your cell phones or air cards to 3 watts, improves transmit and receive signals and can be used in a variety of locations. This translates into fewer dropped calls, clearer connections and stronger signals inside your home, office, boat or RV. In addition, Digital Antenna's cell boosters extend the life of your cell phone's battery. For use on all carriers except Nextel or iDEN. Not for use in open console boats.

- Mobile Application:** One to two rooms in Home, Office, RV or Boat with Cabin. (not for use in open console boats)
- Range/Performance:** Enhances multiple cell phones up to 25' from inside antenna\*
- Advantage:** Wirelessly amplifies up to 20 cell phones in one to two rooms
- Requirement:** 12' separation plus a structure between inside and outside antennas

DUAL BAND: use with all North American cell phones operating on 850 or 1900 MHz (except Nextel or iDEN).

### 4KMR-30M System Includes:

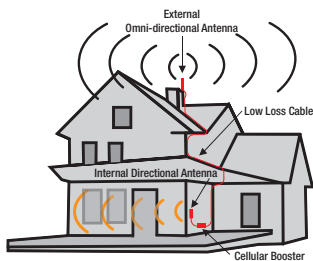
- 40dB gain 3 watt cellular repeater (DA4000MR)
- 30' cable for external antenna (240-30NM)
- 18" external 9dB gain antenna (288-PW)
- Internal 9dB gain directional antenna (426-PW)
- 15' cable for internal antenna (240-15NM)
- 1"-14 threaded mounting ferrule (F114)
- 1"-14 threaded mount (DM194)
- 12 VDC power converter (DP515)
- 110 VAC power supply (DP255)

Complete System #4KMR-30M

FCC & IC approved to amplify all North American cell carriers operating on 850 and 1900 MHz.

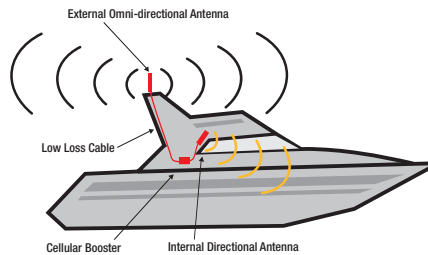
\* Enhanced distance from inside antenna varies based upon outside cell signal strength. A weaker outside signal results in a smaller distance from inside antenna. For a larger enhanced inside coverage area use ultra low loss cable and/or add a directional outside antenna (for fixed locations only). To use a cell booster, a usable cell signal must be present at the location of the outside antenna.

### Home Installation



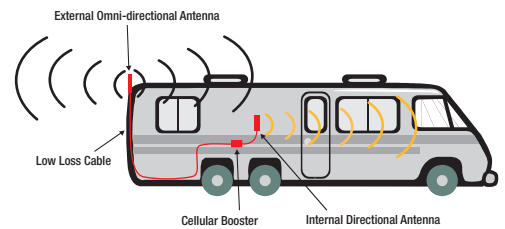
Enhanced signal penetrates up to one interior wall with 50dB gain system.

### Boat Installation



Internal antenna must be used inside. Enhances signals inside the cabin only.

### RV Installation



Directional inside antenna must face forward, away from external antenna.



Digital Antenna, Inc.  
www.digitalantenna.com

5325 NW 108th Avenue  
Sunrise, FL 33351

t 954.747.7022  
f 954.747.7088

# PRODUCT TECHNICAL SPECIFICATIONS



## 50dB GAIN WIRELESS CELL BOOSTER

MODEL NUMBER: 4KMR-30M

<b>Repeater Unit</b>	P/N DA4000MR
<b>Frequency</b>	Uplink: 824-849 MHz and 1850-1910 MHz Downlink: 869-895 MHz and 1930-1990 MHz
<b>Modulations</b>	All voice and data
<b>Max Output Power</b>	3W (824-849 MHz), 2W (1850-1910 MHz)
<b>IP3</b>	44 dBm
<b>Dynamic Variable Gain</b>	DA4000MR 43dB max
<b>Receive Sensitivity</b>	-125 dBm
<b>Impedance</b>	50 ohms
<b>Noise Figure</b>	<3dB
<b>Power Consumption</b>	Standby 5 vdc/0.5A, Uplink 5 vdc/1.5A
<b>Internal Fuse</b>	5A
<b>FCC Approved</b>	FCC ID: PZOSDA4000SBR
<b>Industry Canada Approved</b>	IC ID: 4260A-DA4000SBR
<b>Dimensions</b>	4.5" l x 4" w x 1.25" h (114 mm x 102 mm x 32 mm)
<b>Weight</b>	11.5 oz (.345 kg)
<b>RF Connections</b>	Outside & Inside Antenna Port: mini-UHF female
<b>DC Power Connector</b>	Coaxial ID = 2.5 mm, OD = 5.5 mm
<b>Indicator</b>	Tri-color LED
<b>Power Switch</b>	Slide switch toward LED = ON

<b>Inside Antenna</b>	P/N 426-PW
<b>Radiation Pattern</b>	Directional
<b>Gain</b>	9dB
<b>Beam Width</b>	H 60° V 55°
<b>Ratio front/back</b>	> 20dB
<b>VSWR</b>	< 1.5:1 @ 850 MHz; < 1.5:1 @ 1900 MHz
<b>Bandwidth VSWR</b>	< 1.5:1 = 810 - 950 and 1800 - 1980 MHz
<b>Impedance</b>	50 ohms
<b>Max Input Power</b>	150 watts
<b>Dimensions</b>	8.5" l x 7" w x 1.7" h (210 x 180 x 43 mm)
<b>Weight</b>	1.5 oz (.7 kg)
<b>RF Connector</b>	Type N female
<b>Wind Rating</b>	N/A
<b>Installation</b>	Supplied wall bracket
<b>Cable</b>	15' DA240 cable with N type male and mini-UHF male P/N 240-15NM

<b>Outside Antenna</b>	P/N 288-PW
<b>Radiation Pattern</b>	Omni-Directional
<b>Gain</b>	9dBi
<b>VSWR</b>	< 1.5:1 @ 850 MHz; < 1.5:1 @ 1900 MHz
<b>Bandwidth VSWR</b>	< 1.5:1 = 810 - 950 and 1800 - 1980 MHz
<b>Impedance</b>	50 ohms
<b>Max Input Power</b>	200 watts
<b>Dimensions</b>	18" l x 1" OD (457 mm x 25.4 mm)
<b>Weight</b>	8 oz (.23 kg)
<b>RF Connector</b>	Type N female
<b>Wind Rating</b>	135 mph
<b>Installation</b>	Included 1"-14 ferrule P/N F114 & mount P/N DM194

<b>Cable</b>	P/N 240-30NM
<b>Length</b>	30'
<b>Impedance</b>	50 Ohm
<b>RF Connectors</b>	Type N male & mini-UHF male attached
<b>Attenuation at 800 MHz</b>	71 dB per 100'
<b>Attenuation at 1900 MHz</b>	11.2 dB per 100'

<b>Power Cable</b>	P/N DP515
<b>Input</b>	9VDC - 24VDC
<b>Output</b>	5VDC 1.5A
<b>Connector</b>	Cigarette Lighter
<b>Cord Length</b>	72" (183 cm)
<b>Output Plug</b>	5.5 x 2.5 x 11 mm

<b>Power Cable</b>	P/N DP255
<b>Input</b>	100-240VAC 50/60 Hz
<b>Output</b>	5VDC 1.5A
<b>Connector</b>	Wall Type
<b>Cord Length</b>	72" (183 cm)
<b>Output Plug</b>	5.5 x 2.5 x 11 mm